

(1)(a) Statement showing Shareholding Pattern

| | | | |
|--|--------------------------------------|--|---|
| Name of the Company | Frontline Securities Limited | | |
| Scrip Code : 533213, Name of Scrip: FRONTSEC Class of Security: Equity | | | |
| Quarter ended : December 31, 2011 | | | |
| Partly paid-up shares:- | No. of partly paid-up shares | As a % of total no. of partly paid-up shares | As a % of total no. of shares of the company |
| Held by promoter/promoter group | 0 | 0.00000 | 0.00000 |
| Held by public | 0 | 0.00000 | 0.00000 |
| Total | 0 | 0.00000 | 0.00000 |
| Outstanding convertible securities:- | No. of outstanding securities | As a % of total no. of outstanding convertible securities | As a % of total no. of shares of the company, assuming full conversion of the convertible securities |
| Held by promoter/promoter group | 0 | 0.00000 | 0.00000 |
| Held by public | 0 | 0.00000 | 0.00000 |
| Total | 0 | 0.00000 | 0.00000 |
| Warrants:- | No. of warrants | As a % of total no. of warrants | As a % of total no. of shares of the company, assuming full conversion of warrants |
| Held by promoter/promoter group | 0 | 0.00000 | 0.00000 |
| Held by public | 0 | 0.00000 | 0.00000 |
| Total | 0 | 0.00000 | 0.00000 |
| Total paid-up capital of the company, assuming full conversion of warrants and convertible securities | N.A. | | |




| Category Code | Category of shareholder | Number of shareholders | Total number of shares | Number of shares held in dematerialized form | Total Shareholding as a percentage of Total number of shares | | Shares pledged or otherwise encumbered | |
|---------------|--|------------------------|------------------------|--|--|-------------------------------------|--|---|
| | | | | | As a percentage of (A+B) (VI) | As a percentage of (A+B+C) (VII) | Number of shares (VIII) | As a percentage (IX)=(VIII)/(IV)*100 |
| (I) | (II) | (III) | (IV) | (V) | (VI) | (VII) | (VIII) | (IX) |
| (A) | Promoter and Promoter Group | | | | | | | |
| (1) | Indian | | | | | | | |
| (a) | Individuals/ Hindu Undivided Family | 8 | 1575050 | 1575050 | 16.57084 | 16.57084 | 0 | 0.00000 |
| (b) | Central Government/ State Government(s) | 0 | 0 | 0 | 0.00000 | 0.00000 | 0 | 0.00000 |
| (c) | Bodies Corporate | 2 | 5520043 | 5520043 | 58.07546 | 58.07546 | 0 | 0.00000 |
| (d) | Financial Institutions/ Banks | 0 | 0 | 0 | 0.00000 | 0.00000 | 0 | 0.00000 |
| (e) | Any Other (Specify) | 0 | 0 | 0 | 0.00000 | 0.00000 | 0 | 0.00000 |
| | Sub-Total (A)(1) | 10 | 7095093 | 7095093 | 74.64629 | 74.64629 | 0 | 0.00000 |
| | | | | | | | | |




| Category Code (I) | Category of shareholder (II) | Number of shareholders (III) | Total number of shares (IV) | Number of shares held in dematerialized form (V) | Total Shareholding as a percentage of Total number of shares | | Shares pledged or otherwise encumbered | |
|----------------------|--|---------------------------------|--------------------------------|---|--|-------------------------------------|--|---|
| | | | | | As a percentage of (A+B) (VI) | As a percentage of (A+B+C) (VII) | Number of shares (VIII) | As a percentage (IX)=(VIII)/(IV)*100 |
| (2) | Foreign | | | | | | | |
| (a) | Individuals (Non-Resident Individuals / Foreign Individuals) | 0 | 0 | 0 | 0.00000 | 0.00000 | 0 | 0.00000 |
| (b) | Bodies Corporate | 0 | 0 | 0 | 0.00000 | 0.00000 | 0 | 0.00000 |
| (c) | Institutions | 0 | 0 | 0 | 0.00000 | 0.00000 | 0 | 0.00000 |
| (d) | Any Other (specify) | 0 | 0 | 0 | 0.00000 | 0.00000 | 0 | 0.00000 |
| | Sub-Total (A)(2) | 0 | 0 | 0 | 0.00000 | 0.00000 | 0 | 0.00000 |
| | Total Shareholding of Promoter and Promoter Group (A)=A(1)+A(2) | 10 | 7095093 | 7095093 | 74.64629 | 74.64629 | 0 | 0.00000 |



| Category Code | Category of shareholder | Number of shareholders | Total number of shares | Number of shares held in dematerialized form | Total Shareholding as a percentage of Total number of shares | | Shares pledged or otherwise encumbered | |
|---------------|--|------------------------|------------------------|--|--|--------------------------------------|--|---|
| | | | | | As a percentage of (A+B) (VI) | As a percentage of (A+B+C) (VIII) | Number of shares (VIII) | As a percentage (IX)=(VIII)/(IV)*100 |
| (I) | (II) | (III) | (IV) | (V) | | | | |
| (B) | Public Shareholding | | | | | | N.A. | N.A. |
| (1) | Institutions | | | | | | N.A. | N.A. |
| (a) | Mutual Funds/ UTI | 0 | 0 | 0 | 0.00000 | 0.00000 | | |
| (b) | Financial Institutions/ Banks | 0 | 0 | 0 | 0.00000 | 0.00000 | | |
| (c) | Central Government/ State Government(s) | 0 | 0 | 0 | 0.00000 | 0.00000 | | |
| (d) | Venture Capital Funds | 0 | 0 | 0 | 0.00000 | 0.00000 | | |
| (e) | Insurance Companies | 0 | 0 | 0 | 0.00000 | 0.00000 | | |
| (f) | Foreign Institutional Investors | 0 | 0 | 0 | 0.00000 | 0.00000 | | |
| (g) | Foreign Venture Capital Investors | 0 | 0 | 0 | 0.00000 | 0.00000 | | |



| Category Code (I) | Category of shareholder (II) | Number of shareholders (III) | Total number of shares (IV) | Number of shares held in dematerialized form (V) | Total Shareholding as a percentage of Total number of shares | | Shares pledged or otherwise encumbered | |
|----------------------|--|---------------------------------|--------------------------------|---|--|-------------------------------------|--|---|
| | | | | | As a percentage of (A+B) (VI) | As a percentage of (A+B+C) (VII) | Number of shares (VIII) | As a percentage (IX)=(VIII)/(IV)*100 |
| (h) | Any Other (specify) | 0 | 0 | 0 | 0.00000 | 0.00000 | | |
| | Sub-Total (B)(1) | 0 | 0 | 0 | 0.00000 | 0.00000 | | |
| (2) | Non-institutions | | | | | | N.A. | N.A. |
| (a) | Bodies Corporate | 74 | 723739 | 702439 | 7.61434 | 7.61434 | | |
| (b) | Individuals – i. Individual shareholders holding nominal share capital up to Rs.1 Lakh. | 3700 | 647331 | 248476 | 6.81046 | 6.81046 | | |
| | Individuals – ii. Individual shareholders holding nominal share capital in excess of Rs.1 Lakh. | 16 | 743750 | 743750 | 7.82487 | 7.82487 | | |




| Category Code (I) | Category of shareholder (II) | Number of shareholders (III) | Total number of shares (IV) | Number of shares held in dematerialized form (V) | Total Shareholding as a percentage of Total number of shares | | Shares pledged or otherwise encumbered | |
|----------------------|--|---------------------------------|--------------------------------|---|--|-------------------------------------|--|---|
| | | | | | As a percentage of (A+B) (VI) | As a percentage of (A+B+C) (VII) | Number of shares (VIII) | As a percentage (IX)=(VIII)/(IV)*100 |
| (c) | Any Other (specify) | | | | | | | |
| | (1) Directors & their relatives | 7 | 1120 | 0 | 0.01178 | 0.01178 | | |
| | (2) Non Resident Indians | 4 | 292823 | 292823 | 3.08074 | 3.08074 | | |
| | (3) Clearing Members | 1 | 300 | 300 | 0.00316 | 0.00316 | | |
| | (4) Hindu Undivided Families | 4 | 794 | 794 | 0.00835 | 0.00835 | | |
| | Sub-Total (B)(2) | 3806 | 2409857 | 1988582 | 25.35371 | 25.35371 | | |
| | Total Public Shareholding (B)=(B)(1)+(B)(2) | 3806 | 2409857 | 1988582 | 25.35371 | 25.35371 | N.A. | N.A. |
| | TOTAL (A)+(B) | 3816 | 9504950 | 9083675 | 100.00000 | 100.00000 | | |



| Category Code | Category of shareholder | Number of shareholders | Total number of shares | Number of shares held in dematerialized form | Total Shareholding as a percentage of Total number of shares | | Shares pledged or otherwise encumbered | |
|---------------|--|------------------------|------------------------|--|--|--------------------------------------|--|---|
| | | | | | As a percentage of (A+B) (VI) | As a percentage of (A+B+C) (VIII) | Number of shares (VIII) | As a percentage (IX)=(VIII)/(IV)*100 |
| (I) | (II) | (III) | (IV) | (V) | | | | |
| (C) | Shares held by Custodians and against which Depository Receipts have been issued | 0 | 0 | 0 | 0.00000 | 0.00000 | N.A. | N.A. |
| (1) | Promoter and Promoter Group | 0 | 0 | 0 | 0.00000 | 0.00000 | N.A. | N.A. |
| (2) | Public | 0 | 0 | 0 | 0.00000 | 0.00000 | N.A. | N.A. |
| | GRAND TOTAL (A)+(B)+(C) | 3816 | 9504950 | 9083675 | 100.00000 | 100.00000 | 0 | 0.00000 |



| S.No. | Name of the shareholder | Details of Shares held | | Encumbered shares (*) | | | Details of warrants | | Details of convertible securities | | Total shares (including underlying shares assuming full conversion of warrants and convertible securities) as a % of diluted share capital |
|-------|-------------------------|------------------------|-----------------------------------|-----------------------|--------------------------|--|-------------------------|--|---------------------------------------|---|--|
| | | No. of Shares held | As a % of grand total (A)+(B)+(C) | No. | As a percentage | As a % of grand total (A)+(B)+(C) of sub-clause (I)(a) | Number of warrants held | As a % total of number of warrants of the same class | Number of convertible securities held | As a % total number of convertible securities of the same class | |
| (I) | (II) | (III) | (IV) | (V) | (VI) = (V)/ (III)*100 | (VII) | (VIII) | (IX) | (X) | (XI) | (XII) |
| 1. | ANIRUDH KUMAR JAIN | 200 | 0.00210 | 0 | 0.00000 | 0.00000 | 0 | 0.00000 | 0 | 0.00000 | 0.00210 |
| 2. | RAKESH K. JAIN | 980910 | 9.79395 | 0 | 0.00000 | 0.00000 | 0 | 0.00000 | 0 | 0.00000 | 9.79395 |
| 3. | PRERNA JAIN | 330720 | 4.00549 | 0 | 0.00000 | 0.00000 | 0 | 0.00000 | 0 | 0.00000 | 4.00549 |




| | | | | | | | | | | | |
|--------------|--------------------------------------|----------------|-----------------|----------|----------------|----------------|----------|----------------|----------|----------------|-----------------|
| 4. | TRISHLA JAIN | 100 | 0.00105 | 0 | 0.00000 | 0.00000 | 0 | 0.00000 | 0 | 0.00000 | 0.00105 |
| 5. | MAHESH CHAND JAIN | 100 | 0.00105 | 0 | 0.00000 | 0.00000 | 0 | 0.00000 | 0 | 0.00000 | 0.00105 |
| 6 | KAMLESH KUMARI JAIN | 200 | 0.00210 | 0 | 0.00000 | 0.00000 | 0 | 0.00000 | 0 | 0.00000 | 0.00210 |
| 7. | ARIDHI JAIN | 108310 | 1.13951 | 0 | 0.00000 | 0.00000 | 0 | 0.00000 | 0 | 0.00000 | 1.13951 |
| 8. | VIDHA JAIN | 154510 | 1.62557 | 0 | 0.00000 | 0.00000 | 0 | 0.00000 | 0 | 0.00000 | 1.62557 |
| 9. | FRONTLINE CAPITAL SERVICES LTD | 1605000 | 16.88594 | 0 | 0.00000 | 0.00000 | 0 | 0.00000 | 0 | 0.00000 | 16.88594 |
| 10. | HOPE CONSULTANTS LTD | 3915043 | 41.18952 | 0 | 0.00000 | 0.00000 | 0 | 0.00000 | 0 | 0.00000 | 41.18952 |
| Total | | 7095093 | 74.64629 | 0 | 0.00000 | 0.00000 | 0 | 0.00000 | 0 | 0.00000 | 74.64629 |

(*) The term "encumbrance" has the same meaning as assigned to it in regulation 28(3) of the SAST Regulations, 2011.




| S.No. | Name of the shareholder | Details of Shares held | | Encumbered shares (*) | | | Details of warrants | | Details of convertible securities | | Total shares (including underlying shares assuming full conversion of warrants and convertible securities) as a % of diluted share capital |
|-------|-------------------------|------------------------|-----------------------------------|-----------------------|--------------------------|--|-------------------------|--|---------------------------------------|---|--|
| | | No. of Shares held | As a % of grand total (A)+(B)+(C) | No. | As a percentage | As a % of grand total (A)+(B)+(C) of sub-clause (I)(a) | Number of warrants held | As a % total of number of warrants of the same class | Number of convertible securities held | As a % total number of convertible securities of the same class | |
| (I) | (II) | (III) | (IV) | (V) | (VI) = (V)/ (III)*100 | (VII) | (VIII) | (IX) | (X) | (XI) | (XII) |
| 1. | ANIRUDH KUMAR JAIN | 200 | 0.00210 | 0 | 0.00000 | 0.00000 | 0 | 0.00000 | 0 | 0.00000 | 0.00210 |
| 2. | RAKESH K. JAIN | 980910 | 9.79395 | 0 | 0.00000 | 0.00000 | 0 | 0.00000 | 0 | 0.00000 | 9.79395 |
| 3. | PRERNA JAIN | 330720 | 4.00549 | 0 | 0.00000 | 0.00000 | 0 | 0.00000 | 0 | 0.00000 | 4.00549 |




(I)c(i) Statement showing holding of securities (including shares, warrants, convertible securities) of persons belonging to the category “Public” and holding more than 1% of the total number of shares

| S.No. | Name of the shareholder | Number of shares held | Shares as a percentage of total number of shares (i.e. Grand Total (A)+(B)+(C) indicated in Statement at para (I)(a) above | Details of warrants | | Details of convertible securities | | Total shares (including underlying shares assuming full conversion of warrants and convertible securities) as a % of diluted share capital |
|-------|-----------------------------------|-----------------------|--|-------------------------|---|---------------------------------------|---|--|
| | | | | Number of warrants held | As a % total number of warrants of the same class | Number of convertible securities held | % w.r.t. total number of convertible securities of the same class | |
| 1. | APPOLLO TRADING & FINANCE PVT LTD | 105002 | 1.10471 | 0 | 0.00000 | 0 | 0.00000 | 1.10471 |
| 2. | R N CONSULTANTS PRIVATE LTD | 104000 | 1.09417 | 0 | 0.00000 | 0 | 0.00000 | 1.09417 |




| | | | | | | | | |
|--------------|---|---------------|----------------|----------|----------------|----------|----------------|----------------|
| 3. | R.P.M. BUSINESS SERVICES PVT LTD | 107600 | 1.13204 | 0 | 0.00000 | 0 | 0.00000 | 1.13204 |
| 4. | ASHOK SETH | 100000 | 1.05208 | 0 | 0.00000 | 0 | 0.00000 | 1.05208 |
| 5. | MOHAN VISWANATHAN PUDUGRAM | 147893 | 1.55596 | 0 | 0.00000 | 0 | 0.00000 | 1.55596 |
| 6. | ANITA MOHAN | 144530 | 1.52058 | 0 | 0.00000 | 0 | 0.00000 | 1.52058 |
| 7. | MANISH JAIN | 144950 | 1.52499 | 0 | 0.00000 | 0 | 0.00000 | 1.52499 |
| TOTAL | | 853975 | 8.98453 | 0 | 0.00000 | 0 | 0.00000 | 8.98453 |



(I) (c)(ii) Statement showing holding of securities (including shares, warrants, convertible securities) of persons (together with PAC) belonging to the category "Public" and holding more than 5% of the total number of shares of the company.

| S.No. | Name of the shareholder(s) and the Persons Acting in Concert (PAC) with them | Number of shares | Shares as a percentage of total number of shares (i.e. Grand Total (A)+(B)+(C) indicated in Statement at para (I)(a) above | Details of warrants | | Details of convertible securities | | Total shares (including underlying shares assuming full conversion of warrants and convertible securities) as a % of diluted share capital |
|--------------|--|------------------|--|---------------------|--|---------------------------------------|---|--|
| | | | | Number of warrants | As a % of total number of warrants of the same class | Number of convertible securities held | % w.r.t. total number of convertible securities of the same class | |
| 1. | 0 | 0 | 0.00000 | 0 | 0.00000 | 0 | 0.00000 | 0.00000 |
| TOTAL | 0 | 0 | 0.00000 | 0 | 0.00000 | 0 | 0.00000 | 0.00000 |



I)(d) **STATEMENT SHOWING DETAILS OF LOCKED-IN SHARES**

| Sr. No. | Name of the shareholder | Number of locked-in shares | Locked-in shares as a percentage of total number of shares {i.e. Grand total (A)+(B)+(C) Indicated in Statement at para (l)(a) above} |
|---------|-------------------------|----------------------------|---|
| 1. | | | |
| 2. | | | |
| | TOTAL | | |

(II)(a) **STATEMENT SHOWING DETAILS OF DEPOSITORY RECEIPTS (DRs)**

| Sr. No. | Type of outstanding DR (ADRs, GDRs, SDRs, etc.) | Number of outstanding DRs | Number of Shares underlying outstanding DRs | Shares underlying outstanding DRs as a percentage of total number of shares [i.e. Grand Total (A)+(B)+(C) indicated in Statement at para (I)(a) above] |
|---------|---|---------------------------|---|--|
| 1. | | | | |
| 2. | | | | |
| | | TOTAL | | |

(II)(b) **STATEMENT SHOWING HOLDING OF DEPOSITORY RECEIPTS (DRs), WHERE UNDERLYING SHARES HELD BY 'PROMOTER/PROMOTER GROUP' ARE IN EXCESS OF 1% OF THE TOTAL NUMBER OF SHARES**

| Sr. No. | Name of the DR Holder | Type of outstanding DR (ADRs, GDRs, SDRs, etc.) | Number of Shares underlying outstanding DRs | Shares underlying outstanding DRs as a percentage of total number of shares [i.e. Grand Total (A)+(B)+(C) indicated in Statement at para (i)(a) above] |
|---------|-----------------------|---|---|--|
| 1. | | | | |
| 2. | | | | |
| | | TOTAL | | |



| S.No. | Name of the shareholder | Number of shares held | Shares as a percentage of total number of shares (i.e. Grand Total (A)+(B)+(C) indicated in Statement at para (l)(a) above | Details of warrants | | Details of convertible securities | | Total shares (including underlying shares assuming full conversion of warrants and convertible securities) as a % of diluted share capital |
|-------|-----------------------------------|-----------------------|--|-------------------------|---|---------------------------------------|---|--|
| | | | | Number of warrants held | As a % total number of warrants of the same class | Number of convertible securities held | % w.r.t. total number of convertible securities of the same class | |
| 1. | APPOLLO TRADING & FINANCE PVT LTD | 105002 | 1.10471 | 0 | 0.00000 | 0 | 0.00000 | 1.10471 |
| 2. | R N CONSULTANTS PRIVATE LTD | 104000 | 1.09417 | 0 | 0.00000 | 0 | 0.00000 | 1.09417 |



| Category Code | Category of shareholder | Number of shareholders | Total number of shares | Number of shares held in dematerialized form | Total Shareholding as a percentage of Total number of shares | | Shares pledged or otherwise encumbered | |
|---------------|--|------------------------|------------------------|--|--|-----------------------------------|--|--------------------------------------|
| | | | | | As a percentage of (A+B) (VI) | As a percentage of (A+B+C) (VIII) | Number of shares (VIII) | As a percentage (IX)=(VIII)/(IV)*100 |
| (I) | (II) | (III) | (IV) | (V) | | | | |
| (C) | Shares held by Custodians and against which Depository Receipts have been issued | 0 | 0 | 0 | 0.00000 | 0.00000 | N.A. | N.A. |
| (1) | Promoter and Promoter Group | 0 | 0 | 0 | 0.00000 | 0.00000 | N.A | N.A. |
| (2) | Public | 0 | 0 | 0 | 0.00000 | 0.00000 | N.A | N.A. |
| | GRAND TOTAL (A)+(B)+(C) | 3816 | 9504950 | 9083675 | 100.00000 | 100.0000 | 0 | 0.00000 |

